



SMOK[®]

RPM 40

User Manual

General safety information

- This leaflet contains important safety information. Please read this leaflet carefully before using the product. Inappropriate use or handling of this product may be harmful.
- This product is only intended to be used as an e-cigarette, for the consumption of certain e-liquids. Do not use this product for any other purpose. This product is not designed to be a smoking cessation device.
- To use this product, e-liquid must be inserted into the tank/pod – as explained below. ONLY E-LIQUIDS WHICH COMPLY WITH EUROPEAN UNION LAW, AND OTHER RELEVANT LAW, SHOULD BE USED IN THIS PRODUCT. Consult a reputable e-cigarette and e-liquid dealer for advice on what e-liquids can be used in this product.
- Before using this product, please read carefully any information and instructions for safe use relating to the e-liquid which is vaped using this product.
- The SMOK product must not be offered for sale outside of, independently or separately to, the box or this leaflet.

Instructions for safe use

- Handle this product with care at all times:
- Avoid damage to the product's internal and external components.
- Keep this product dry at all times. Do not immerse this product in water as the product is not waterproof. Do not immerse this product in corrosive or conductive solution as serious damage to short circuit may occur.
- If you drop this product, make sure:
 - (1) the product is not broken, cracked or smashed;
 - (2) there is no leaking or leakage of e-liquid;
 - (3) components are not loose and have not come apart;
 - (4) the product functions normally and as intended;
 - (5) there is no damage to the mouthpiece. Clean the product particularly the mouthpiece. Where necessary, take the product for a service to a reputable e-cigarette dealer with the guarantee.
- Do not attempt to disassemble or assemble the product by yourself as damage or personal injury may occur.
- Mechanical shock, extrusion, beating, or shaking of the device are strictly forbidden to prevent damage to circuit and battery cell.
- Follow storage instructions (below).
- Do not overcharge the batteries. If the batteries overheat do not use this product.
- Do not place the product in a hot or humid environment.
- Do not expose your product to hot, cold, damp or direct sunlight.
- KEEP THIS PRODUCT OUT OF REACH OF CHILDREN.


English / 01

- DO NOT use this product if:
 - broken, leaking, if parts are cracked or deformed, or if the product has malfunctioned.
 - abnormal heat occurs during vaping or charging. Do not overcharge the batteries.
 - there is concerning leakage of e-liquid from the pod.
 - if conductive or corrosive liquids enter the device.
 - there is any perceptible change in flavor of the e-liquid.
 - where microbial contamination or other contamination is suspected.
 - the pod is empty or almost empty. E-liquid should always be in the pod to avoid dry heating and burning the coil.
- THIS PRODUCT SHOULD BE REPLACED EVERY 6 MONTHS. If the product fails a service, do not use. Defective items and parts must be replaced before re-use.
- General use:
 - Do not eat, drink, or smoke while using this product.
 - This product must be used under temperature 0-40.
 - Always close the airflow slot after using this product.
 - Use this product in moderation and in accordance with the instructions of use.
 - Vaping products, including this product, should not be used in prohibited or restricted areas.
 - Vaping products, including this product, should not be used in high oxygen environments.
 - We recommend that you do not use vaping products, including this product, while driving.
 - Using electronic cigarettes may create undesirable effects to you and the people around you.

English / 01

Instructions on how to use this product for the first time

- Before purchasing the product, please verify that the product is an authentic SMOK product. Fake and counterfeit products may be harmful to personal health. To verify the product, please use our new AB product verification code system. Note: Please carefully keep the AB verification codes on the package. AB verification codes are required and will be used in product verification and after-sales service.
- Please download and install VapingTour APP.
- Please refer to:



<https://www.smoktech.com/new-anti-counterfeiting-system>, and then follow the steps described in THE NEW ANTI-COUNTERFEITING SYSTEM to verify your product.

- Only the verified product can get warranty service.
- If you have any questions, please contact SMOK via e-mail, phone or our website to get more help.

Before using this product, please read this leaflet, in full, carefully.

Before using this product for the first time, ensure the product contains all relevant parts and components.

English / 02

The kit includes:


EU Standard Edition

- 1 x RPM40 Device (1500mAh)
- 1 x RPM Standard Pod (RPM Mesh 0.4Ω Coil Preinstalled) (4.3ml)
- 1 x RPM Nord Pod (Nord DC 0.6Ω Coil Preinstalled) (4.5ml)
- 1 x USB Cable
- 1 x User Manual

EU 2ML Edition

- 1 x RPM40 Device (1500mAh)
- 1 x RPM Standard Pod (RPM Mesh 0.4Ω Coil Preinstalled) (2ml)
- 1 x RPM Nord Pod (Nord DC 0.6Ω Coil Preinstalled) (2ml)
- 1 x USB Cable
- 1 x User Manual

Components



- 1 Pod
- 2 Mouthpiece
- 3 Air-inlet Hole
- 4 Coil
- 5 Fire Key
- 6 Screen
- 7 USB Port
- 8 Up/Down Button

The illustration is for reference only, please refer to the specific item.

English / 03

How to use this product:


- Power On:**
 - While the device is off, fast press Fire Key 5 times in 2s to turn it on. The screen successively displays "RPM";
- Vaping:**
 - While the device is on, press Fire Key to vape (it will be forced to stop working when vaping is longer than 8s one time, release and press again to vape again);
 - Quickly press the Fire Key 3 times to lock or unlock the vaping function.
- Screen Unlocked Status:**
 - (1) Press UP or DOWN Button to choose your desired wattage;
 - (2) Press UP and DOWN Button simultaneously to lock or unlock the wattage adjustment function;
 - (3) Press Fire key and DOWN Button simultaneously to clear puff number;
 - (4) Press Fire key and UP Button simultaneously to choose a theme color.
- Power Off:** While the device is on, fast press Fire Key 5 times in 2s to turn it off.
 - Before Vaping
 - Fill the pod completely with e-liquid.
 - Take 2-3 puffs while the power is off and without pressing the Fire Key.
 - Begin vaping.
 - If e-liquid is sucked through the SMOK product into the mouth, immediately wash your mouth out completely, seek medical assistance if needed, then remove the stomizer and clean the spillage before vaping again.

Instructions on how to fill this product with e-liquid

- Before the e-liquid in a SMOK product runs out, add e-liquid into the pod. This should be done before the e-liquid runs out to avoid burning the coil.
- For instructions on refilling the SMOK product with e-liquid, users should refer to these instructions below, and the instructions for bottles containing e-liquid.
- Users should first ensure that the nozzle attached to an e-liquid bottle can easily connect – and slot into – the SMOK pod. The nozzle attached to an e-liquid bottle must be smaller in diameter than the opening (filling slot) in the SMOK pod. The opening (filling slot) of the SMOK product is below. The nozzle of an e-liquid bottle must be smaller than the diameter measurements below.

English / 04

Size of the filling slot of the pod




RPM Standard Pod/RPM Nord Pod

This product doesn't include e-liquids, or containers containing e-liquids. E-liquids must be bought separately – and then inserted into these products. When filling or refilling a SMOK pod, please check that the nozzle attached to an e-liquid container:

- is securely attached to the e-liquid container itself.
- the nozzle is no less than 9mm long.
- that the nozzle size is narrower than the filling slot of the SMOK pod to avoid the risk of dermal contact and accidental ingestion of e-liquid.

Filling Instructions



Please use a securely attached nozzle no less than 9mm long when refilling e-liquid

No less than 9mm


English / 05

- Before filling or refilling the SMOK pod, please read carefully these instructions below. Please also read carefully the filling instructions provided with the e-liquid which you vape.
- Before filling the SMOK product with e-liquid: first check that the nozzle on the e-liquid container is securely attached to the e-liquid container itself, and that the nozzle is at least 9mm long.
- Then check that the nozzle attached to an e-liquid refill container can easily connect – and slot into – the SMOK pod. The nozzle attached to an e-liquid refill container must be narrower, and smaller in diameter, than the opening in the SMOK pod.
- Carefully connect the nozzle attached to an e-liquid refill container, into the opening (i.e. filling slot) of the SMOK pod.
- Ensure that the nozzle of the e-liquid refill container is fully inserted into the filling slot of the SMOK pod, and that there is no release of e-liquid until the nozzle is fully inserted into the filling slot by refraining from touching the release mechanism of the e-liquid refill container (see instructions for the container containing e-liquid) until the nozzle is fully inserted into the SMOK pod.
- Once the nozzle is fully and securely inserted, and the docking system is therefore fully connected, release e-liquid from the e-liquid refill container (see instructions for the e-liquid refill container). Release of e-liquid from the e-liquid refill container should be slow, careful and monitored by users to ensure absolutely no spillage is possible.
- Filling and refilling should be carried out, outside the reach of children.
- Filling and refilling should be carried out in calm, stable surroundings. Refilling should not be carried out in cars, trains, planes, boats while moving, or other places which may result in spillage.
- In the case of spillage during filling or refilling, please immediately:
 - Secure and press firmly the rubber plug of pod;
 - Keep those products outside the reach of children, pets and animals;
 - Immediately clean spillage by wiping and collecting spillage in a dry paper towel and disposing of that towel well outside of the reach of children, pets and animals;
 - Clean spillage area with disinfectant or other house-hold cleaning products. Gloves or other personal protective equipment should be used to clean spillage when necessary. Wash hands thoroughly after handling. Spillages should be cleaned-up as soon as possible.

English / 06

Instructions on the coil

- After dripping e-liquid into a pod with a new coil, please let the pod stand for 15 minutes to avoid the possibility of coil-burning.
- Replace coil head.
- Pull out the pod, and then pull out the old coil and install a new one in the pod.



Instructions for storage

- Store:
- Out of reach of children.
- Locked up.
- Separate and away from food and drink.
- Separate and away from medical products and medication.
- Well away from pets and animals.
- In the upright position, and secured to prevent falling over and leakage.
- Store in a dark and well-ventilated place below 30.
- Do not store for long periods containing an e-liquid. If the product is not going to be used for a 2-3 days period: remove the pod and pour out the inside e-liquid to avoid e-liquid penetrating into the product and shortening the product's life-expectancy.

Instructions regarding battery charging

- Do not charge this product in hot, cold, damp environment or under direct sunlight as short circuit may occur.
- Do not use a battery charger near fire, hot stove or combustible or explosive materials or gas.
- Do not use a battery charger higher than 5V. Please use the original charging line and reputable charger.
- Please unplug the USB cable within 2 hours after battery is fully charged to extend the life of the battery.

English / 07

Instructions on servicing and disposal

- This product should be serviced every 12 months by a reputable e-cigarette dealer. Please retain a copy of your guarantee and provide dealers with the guarantee for servicing.
- If this product fails a service, is broken, or otherwise malfunctions: do not use this product, and dispose of this product appropriately.
- For disposal – Do not discard or dispose this product in general waste cabin, please follow the local law and regulations.

Warnings regarding children

- KEEP THIS PRODUCT OUT OF REACH OF CHILDREN.
- This product is intended to contain nicotine containing e-liquid. NICOTINE CONTAINING E-LIQUID IS DANGEROUS. CHILDREN MUST NOT GAIN ACCESS TO E-LIQUIDS.
- This product contains small parts which may pose a choking hazard to children.

Health Warning

The health warning below applies when the product is used as designed and charged / filled with nicotine-containing liquid.

This product contains nicotine which is a highly addictive substance. It is not recommended for use by young people and non-smokers.

- This product is suitable only for persons of 18 years or older.
- This product is not recommended for women that are pregnant or breastfeeding.

Recommendation regarding young people and non-smokers

This product is not recommended for use by young people and non-smokers.

English / 08

Contra-indications for vulnerable groups

- This product is not suitable for:
 - Persons of below 18 years of age.
 - Persons who are ill or have certain medical conditions.
 - Persons taking certain medication.
 - Persons with certain allergies.
- This product is not recommended for use by:
 - Young people and non-smokers.
 - Women that are pregnant or breastfeeding.
- The consumption of e-liquids is not recommended for people suffering from heart disease, high blood pressure, diabetes or those taking medication for depression or asthma.
- The consumption of e-liquids is not suitable for those who are hypersensitive to nicotine or any other relevant ingredient contained in an e-liquid (see e-liquid ingredients for further details).
- E-liquids may contain allergens. Users should not consume e-liquids, and should not use this product, if they have an allergy to any of the ingredients in an e-liquid (see e-liquid ingredients for further details).
- E-liquids may contain skin sensitizers, or substances with the potential to cause skin sensitization. Users should not consume or use e-liquids, and should not use this product, if they have a contact sensitization-type allergic reaction to any ingredients in an e-liquid (see e-liquid ingredients for further details).
- The consumption of e-liquids is not recommended for people suffering from liver or kidney problems or for people suffering from long term throat disease.
- This product should not be used by pregnant or breastfeeding women without seeking advice from a doctor or health care professional.

Contra-indications

- You should consult your doctor or another health care professional before using this product if:
 - You have heart disease (such as a previous heart attack, stroke, or disorders affecting heart rate and rhythm).
 - You have respiratory problems (such as emphysema, asthma, bronchitis or other diseases that affect your respiratory tract).
 - You have an overactive thyroid gland (or other disease that affects the thyroid, or if you have adrenal or thyroid gland disorders).
 - You have diabetes (use of nicotine may require changes to your medication, and more careful monitoring of blood sugar levels).

English / 09

- You are pregnant or breastfeeding (Nicotine is able to cross the placental barrier, and presents risk to the unborn child. Nicotine use in pregnancy should be minimised or avoided altogether. Nicotine can be excreted in breast milk).
- You have CVD, renal or hepatic impairment, lung disorders or lung conditions.
- You have stomach or duodenal ulcers.
- Smoking and to a lesser extent nicotine may affect the uptake of certain medications. Before you switch to a non-smoked nicotine source, you may need to talk to your doctor about the need to adjust dosage of some drugs. (These include, but are not limited to, clozapine, heparin, propranolol, ropinirole, and theophylline).

Possible adverse effects

- While vaping, users may experience possible adverse effects. To avoid adverse effects, it is recommended to use the e-liquid with lower nicotine content or no nicotine. Adverse effects may include:
 - Irritation of the mouth and throat
 - Cough
 - Dizziness
 - Nausea/vomiting
 - Hiccoughs/hicups
 - Chest palpitations
 - Headache
 - Dizziness
 - Feeling lightheaded or faint
 - Abnormal heart rate
 - Stomach discomfort
 - Nasal congestion
- If you experience any of the above symptoms, or other adverse effects, stop using the product immediately, seek medical attention, and provide the medical expert with the label and leaflet of the e-liquid. Do not drive, and do not operate machinery or engage in similar activities.
- If e-liquid is swallowed – refer to the instructions of the e-liquid product – immediately seeking medical assistance when necessary (see Poison centre information below).
- If e-liquid is splashed onto skin or in the mouth – wash skin and mouth thoroughly with cold water – refer to the instructions of the e-liquid product – immediately seeking medical assistance when necessary (see Poison centre information below).
- If you experience significant nausea or changes in heart rate, seek immediate medical attention.
- If a child comes into contact with or swallows an e-liquid, you should contact your local hospital's accident and emergency department immediately.

English / 10

Addictiveness and toxicity

- Nicotine is a highly addictive substance, it is not recommended to be used by young people, non-smokers and those who are not already vaping. Once you have started using nicotine, you may find it hard to stop. Most people experience little benefit from the use of nicotine, so it is better never to start.
- Although the levels experienced during the use of this product should not be dangerous, or if you suffer persistently from any side effects, or experience significant changes to breathing or heart rate, you should consult your doctor.
- Nicotine is toxic if ingested (swallowed).
- Nicotine-containing products should be stored out of the sight and reach of children (and pets and animals).

Ingredients

This product does not contain an e-liquid when sold to the consumer. For a list of ingredients of the e-liquid – see e-liquid information.

Indication for delivery per dose

This product has been designed and manufactured to deliver nicotine doses at consistent levels during normal conditions of use, over the course of the expected lifetime of the SMOK product. Nicotine delivery per dose will depend on the e-liquid used. For e-liquid containing 3mg/ml of nicotine: approximately 105 ug/10 puffs; For e-liquid containing 6mg/ml: approximately 216 ug/10 puffs; For e-liquid containing 12 mg/ml: approximately 408 ug/10 puffs. This is an indication and estimate only.

Medical Contact and Poison Centre Information

- For emergencies – including ingestion or swallowing of e-liquid – seek immediate medical help at your local hospital's Accident and Emergency Department or phone 999.
- Otherwise, for medical advice or information you should contact your GP or NHS 111 (or NHS 24 in Scotland) on 111 (for 24 hour health advice).
- The National Poisons Information Service in the United Kingdom is unable to provide clinical advice to members of the public.

English / 11

Complaints and adverse events

Please report complaints or adverse events to:

Shenzhen IVPS Technology Co., Ltd.

- Address: 101, Building #69, Liantang Industrial Area, Tangwei Community, Fenghuang Subdistrict, Guangming District, Shenzhen, China
- Website: www.smoktech.com
- Email: support@smoktech.com
- Phone number: + 86 755 86347180

Contact details of manufacturer

Shenzhen IVPS Technology Co., Ltd.

- Address: 101, Building #69, Liantang Industrial Area, Tangwei Community, Fenghuang Subdistrict, Guangming District, Shenzhen, China
- Website: www.smoktech.com
- Email: support@smoktech.com
- Phone number: + 86 755 86347180

Contact details of legal or natural person within the EU

- Manufacturer's EU Representative: IVPS Technology B.V
- Address: IVPS Technology B.V, Zekeringstraat 17 A, 1014BM Amsterdam, Netherlands
- Website: www.smoktech.com
- Email: support@smoktech.com
- Phone number: 0036 1 6188870

English / 12